



**Peter Jackson**  
Broker ▾

- 🏠 Home
- 📁 Clients
- 👤 Members
- ✓ Census Tasks
- 📅 Claims
- 📅 HFA Claims
- 📊 Reports

Welcome Peter

**Census Management** 250 122 83

---

📄 Total Pending Census Transactions 28

🕒 Current TAT 8.2 d

[✓ Go to Census Tasks](#)

**Claims** 150 22 33

**Active Members**

140,421

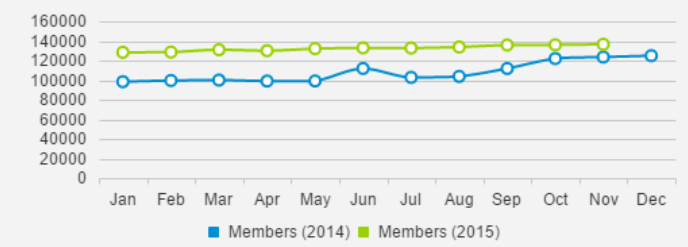
Pending Census Transactions 285  
Within SLA 98%

**Active Clients**

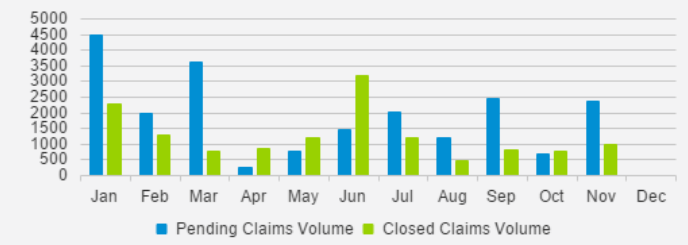
175

Active Policies 22  
Renewals within 3 months 12

Members Volume Over Time



Claims Volume Over Time



**Pending Claims**

85

Pending Claims Value CNY 1,289,293  
within SLA 1,255

**Premium**

CNY 2,727,383

Total Remuneration CNY 1,393,225  
Remuneration per Member CNY 285



**Peter Jackson**  
Broker ▾

🏠 Home

📄 Clients

👥 Members

✓ Census Tasks

📄 Claims

📄 HFA Claims

📊 Reports

## Clients

Home / Clients

🔍 Search

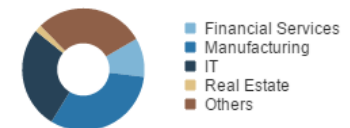
**Client Name**  **Status**  ▾  
**Country**  ▾


Client Name	City	Premium	Members	# Policies	Status
TetraPak	Shanghai	CNY 285,355	1,355	2	Setup Pending
ALEC	China	CNY 655,355	285,355	1	Renewal Pending
Shanghai Telecom	Shanghai	CNY 655,355	3,355	1	Active
China National Petroleum	Beijing	CNY 1,655,355	2,715	1	Active
Bank of China	Beijing	CNY 655,355	285,355	1	Active
FAW Group	Changchun	CNY 655,355	285,355	1	Active
China Southern Power Grid	China	CNY 855,122	1,215	1	Active

### 📈 Key Statistics

Clients	45
Policies	75
Total Premium	CNY 1,234,339
Total Remuneration	CNY 234,333
RPM	CNY 48
Total Members	44,301
Pending Census Transactions	122
Pending Claims	122

### Clients By Industry



 **Peter Jackson**  
Broker ▾

- Home
- Clients
- Members
- Census Tasks
- Claims
- HFA Claims
- Reports

☰ Search for something...

Quick Actions ▾  Logout

## Client Setup Wizard

Home / Clients / Client Setup

1 Client Details   2 Setup Categories   3 Policy Mapping   4 Policies

← Previous   Next →

**Client Name (\*)**

**Client Code (E-Global) (\*)**

**Industry**

**Description**

**Logo**  No file chosen

---

**Website**

**Country (\*)**

**Area**

**City**

**Physical Address**

**Correspondence Address**

**Telephone**

**Fax**

**Help and Notes**

Lorem ipsum dolor sit amet, consectetur adipiscing elit, sed do eiusmod tempor incididunt ut labore et dolore magna aliqua. Ut enim ad minim veniam, quis nostrud exercitation ullamco laboris nisi ut aliquip ex ea commodo consequat. Duis aute irure dolor in reprehenderit in voluptate velit esse cillum dolore eu fugiat nulla pariatur. Excepteur sint occaecat cupidatat non proident, sunt in culpa qui officia deserunt mollit anim id est laborum.

Lorem ipsum dolor sit amet, consectetur adipiscing elit, sed do eiusmod tempor incididunt ut labore et dolore magna aliqua. Ut enim ad minim veniam, quis nostrud exercitation ullamco laboris nisi ut aliquip ex ea commodo consequat. Duis aute irure dolor in reprehenderit in voluptate velit esse cillum dolore eu fugiat nulla pariatur. Excepteur sint occaecat cupidatat non proident, sunt in culpa qui officia deserunt mollit anim id est laborum.



**Peter Jackson**  
Broker ▾

🏠 Home

📁 Clients

👥 Members

✓ Census Tasks

📅 Claims

📅 HFA Claims

📊 Reports

## Peter Jackson

Home / Clients / TetraPak / Member Details

Member Details

Dependants

Policies


Documents

Pending Requests

Pending Claims

Claims History

BenefitNet ID	169890
Status	<span>Active</span> <span>2 Pending Requests</span> <span>2 Dependants Pending Requests</span>
Type	Employee
Company	TetraPak
Category	Management
First Name	Peter
Middle Name	Edward
Last Name	Jackson
Email	pj@tetrapak.com
Job Position	HR Manager
Department	HR
Employee Number	38383993
National ID Number	38383993
National ID Expiry Date	12/12/20015
Passport Number	38383993
Passport Expiry Date	12/12/20015
Marital Status	Married
Gender	Male
Nationality	United Kingdom
Date of Birth	12/12/1988




✎ Edit Details

🗑 Delete Member

+ Add Dependant

+ Add Claim

↺ Reset Password

 **Peter Jackson**  
Broker

- Home
- Clients
- Members
- Census Tasks
- Claims
- HFA Claims
- Reports

Search for something...

Quick Actions Logout

## Management Summary Dashboard

Home / Report Centre

Last Updated: 12-March-2014

Filters

<b>Description</b>	<input type="text" value="Description"/>	<b>Number</b>	<input type="text" value="Number"/>	<b>Cost</b>	<input type="text" value="from"/>
<b>Initiated By</b>	<input type="text" value="Initiated By"/>	<b>Date</b>	<input type="text" value="from"/>		<input type="text" value="to"/>
<b>Status</b>	Dropdown		<input type="text" value="to"/>		

<b>Total Premium</b>	<b>Member Population</b>	<b>Renewal Efficiency</b>	<b>Renewal Retention</b>	<b>Remuneration %</b>	<b>Remuneration Amount</b>	<b>Remuneration p/m</b>
\$18,450,000	245,127	76%	86%	7.3%	\$ 356,256	\$ 127

Show Business Volumes Based on

Business Volume By Territory



Qatar UAE Bahrain Oman Kuwait Saudi Arabia

Business Volume By Carrier



Alico Axa Bupa Aetna Others

Member Population By Type



Employees Spouses Children

Business Volume By Industry



Business Volume By Type





## Claims Summary Dashboard

Home / Report Centre

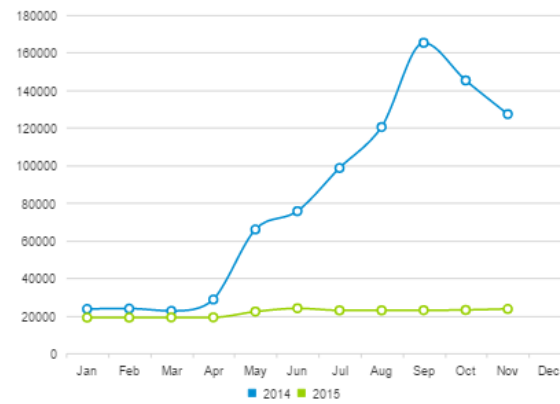
Last Updated: 12-March-2014



- Home
- Clients
- Members
- Census Tasks
- Claims
- HFA Claims
- Reports

- Overview
- Demographics
- Size and Location
- Top Providers

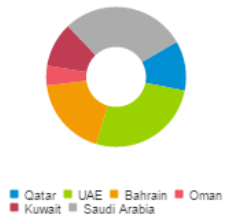
### Claims Volume



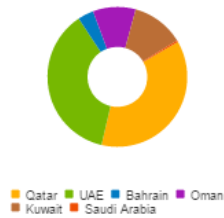
### Key Statistics

Total Claims Incurred	\$293,703.00
Total Claimants	188
Number of Claims	2283
Claimants as % of Members	69%
Average Cost per Claimant	\$1,562.25
Average Claim Size	\$128.65
Number of High Claims (over \$10k)	\$62,243.00
Value of High Claims (over \$10k)	\$62,243.00

### Claims Volume By Territory



### Claims Value By Territory



### Claims Aging Statistics



### Claims by Mode of Payment





## Census Management Dashboard

Home / Report Centre

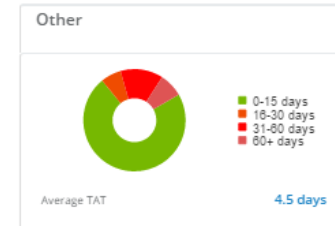
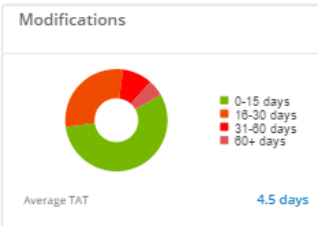
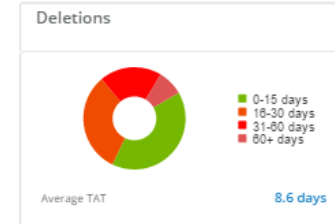
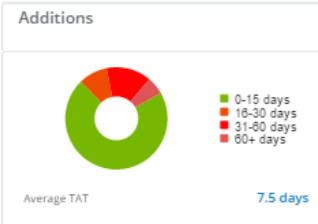
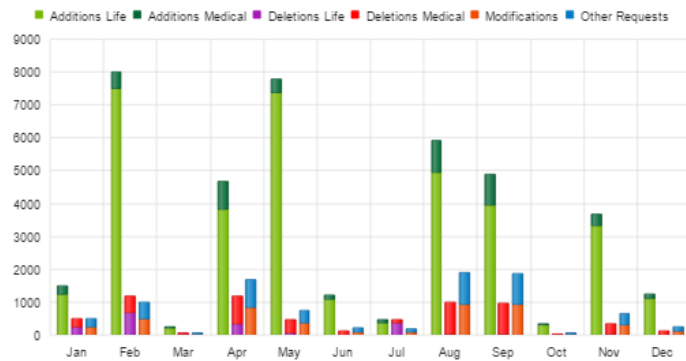
Last Updated: 12-March-2014



Overview Internal SLAs

<b>Admin Transactions</b> 23,122	<b>Additions</b> 1,122	<b>Deletions</b> 1,122	<b>Modifications</b> 3,488	<b>Other</b> 1,099	<b>Transactions within SLAs</b> 89%	<b>Average Admin TAT</b> 4.5 days
-------------------------------------	---------------------------	---------------------------	-------------------------------	-----------------------	--	--------------------------------------

Census Transactions Over Time



- Home
- Clients
- Members
- Census Tasks
- Claims
- HFA Claims
- Reports



Peter Jackson  
Broker ▾

## Carriers Dashboard

Home / Report Centre

Last Updated: 12-March-2014

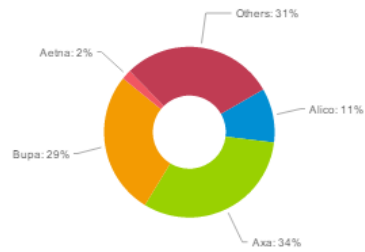


⌵ Filters

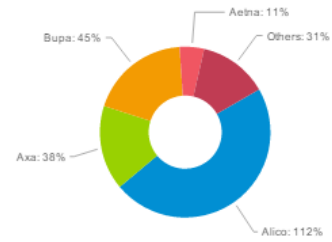
Summary

Carrier Breakdown

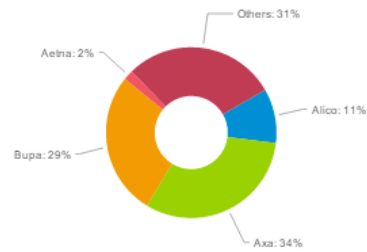
### Top Carriers by Claims Value



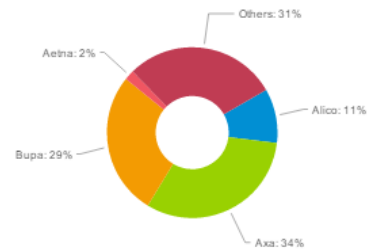
### Top Carriers by Claims Count



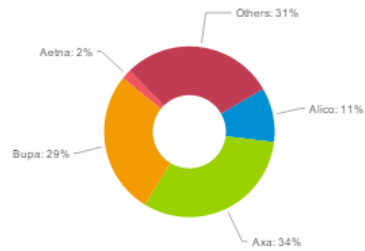
### Top Carriers by Premium



### Top Carriers by Members



### Top Carriers by Transaction Volume



#### 📊 Key Statistics

Total Carriers	17
Average Admin TAT	5d
Average Claims TAT	8d
Admin Transactions Count	16,285
Claims Transactions Count	18,039

🏠 Home

👤 Clients

👥 Members

📌 Census Tasks

📄 Claims

📄 HFA Claims

📊 Reports