

Home



Welcome, **Garth Martin**

**AEMLC**

Role: Senior Cost Consultant

Last Login: 18-May-2015

 **My Projects**

Bluewaters - Hospitality

**Project Details**

**Contract Size:** AED 875m

**Main Contractor:** ALEC

**Estimates Launch:** Dec 2017

**Actions**

[Project Details](#)

[Project Reports](#)



Bluewaters - Residential

**Project Details**

**Contract Size:** AED 875m

**Main Contractor:** ALEC

**Estimates Launch:** Dec 2017

**Actions**

[Project Details](#)

[Project Reports](#)



Bluewaters - Wharf Retail

**Project Details**

**Contract Size:** AED 875m

**Main Contractor:** ALEC

**Estimates Launch:** Dec 2017

**Actions**

[Project Details](#)

[Project Reports](#)



# Hospitality

Home / Hospitality

## Project Status and KPIs

## Project Details

## Key Reports

### Procurement Status ■

89%

Packages Remaining  
Fixed Value (m)

17 ↓  
17,828 ↓

[Procurement Dashboard](#)  
[Procurement Tracker](#)

### Change Management ■

75 CRs

Packages Remaining  
Fixed Value (m)

17 ↓  
17,828 ↓

[Change Management Dashboard](#)  
[Change Management Tracker](#)

### Estimated Final Cost vs Budget ■

100.2%

Status  
Adjusted Budget (m)  
Estimated Final Cost (m)  
Difference (m)

**Over Budget**  
17,828 ↓  
17,928 ↓  
100 ↓

### Claims ■

28

Packages Remaining  
Fixed Value (m)

17 ↓  
17,828 ↓

## Procurement Dashboard

Home / Hospitality / Procurement Data Tracking / Procurement Dashboard

Generate PDF

### Contract and Procurement Status

Contract	# Pckgs.	Value	%
Contract Sum	54	1436.5 m	100%
Value of Preliminaries	1	135 m	9%
Value of Direct Works	8	298.8 m	21%
Value of Trade Packages	45	1002.6 m	70%



- Value of Preliminaries
- Value of Direct Works
- Value of Trade Packages

Procurement Status	# Pckgs.	Value	%
Total Value	54	1436.5 m	100%
Value of Preliminaries Fixed	1	135 m	9%
Value of Preliminaries Non Fixed	0	0 m	0%
Value of Direct Works Fixed	5	106.2 m	7%
Value of Direct Works Non Fixed	3	192.7 m	13%
Value of Trade Packages Fixed	22	658.3 m	46%
Value of Trade Packages Non Fixed	23	344.3 m	24%



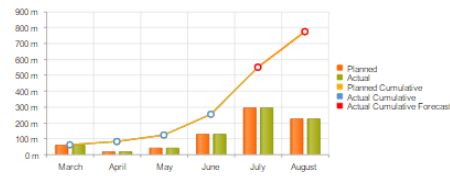
- Packages Agreed
- Packages Under Assessment
- Due within 2 weeks
- Enquiry Phase

### Detailed Procurement Status

#	Package Name	Budget		Fixed		Balance		Types
		Value	Pckg.	Value	Pckg.	Value	Pckg.	
5	PRELIMINARIES & GENERAL	135	1	135	1	0	0	A-1 B-0 C-0
10	DIRECT WORKS (WET TRADES)	298.8	8	106.2	5	192.7	3	A-5 B-4 C-2
	SUB-CONTRACTS PACKAGES	1002.6	45	658.3	22	344.3	23	
20	PILENG & ENABLING WORKS	62.6	5	58.4	3	4.2	2	A-1 B-2 C-2
30	STRUCTURE	2.8	1	0	0	2.8	1	A-0 B-0 C-1
40	FAÇADE, ROOF & MISC METAL WORKS	141.8	6	18.1	3	123.7	3	A-1 B-2 C-3
50	FINISHES & FITOUT	122.5	8	44.5	4	78	4	A-2 B-2 C-2
60	FIXED FITTINGS & FURNISHINGS	72.6	7	23.1	3	49.5	4	A-1 B-4 C-2
70	SERVICES (MEP)	356.8	8	301.3	3	55.4	5	A-2 B-2 C-3
80	VERTICAL TRANSPORTATION	20.6	1	0	0	20.6	1	A-1 B-0 C-0
90	EXTERNAL WORKS	22.8	7	12.9	4	9.9	3	A-0 B-2 C-5
95	MISCELLANEOUS & SPECIALIST PACKAGES	200	1	200	1	0	0	A-1 B-0 C-0
99	LOOSE FFE & OSE (by Client)	0	1	0	1	0	0	A-0 B-0 C-1
	<b>GRAND TOTAL</b>	<b>1436.5</b>	<b>54</b>	<b>899.5</b>	<b>28</b>	<b>537</b>	<b>26</b>	
				<b>63%</b>	<b>52%</b>	<b>37%</b>	<b>48%</b>	

### Procurement Look Ahead

Show as: Procured Value



### Procurement Look Ahead

	March	April	May	June	July	August
% Complete by Value	4%	6%	8%	18%	38%	54%
Cumulative Value Complete	60.2	80.8	121.6	252.1	548.1	772.5
% Complete by # Packages	4%	5%	6%	8%	10%	39%
Cumulative Packages Complete	4	5	6	8	10	38

### Procurement Timeline

		Enquiry Phase						Assessment						Award		
		IDS	IBOQ	ITD	APP	TDBI	TRO	FTR	MCR	LCR	COMR	FINR	CI	EI		
20.1	Bulk Excavation & Backfilling	P														
20.2	Piling	P														
20.3	Pile Cutting	A														
20.4	Shoring	P														
20.5	Dewatering	A														
20.6	Waterproofing (substructure tanking & ground floor)	P														
30.1	Structural Steel	P														
30.2	Precast Concrete	A														
40.1	Aluminium / Curtain Wall, Glazing, Balustrade, Façade Cladding, Louvers	P														
40.2	Specialist Façade (timber screens, fins etc.)	P														
40.3	Stone Cladding	P														
40.4	GRC Elevation Works	P														
40.5	EIFS System	P														
40.6	Canopies & Window wings	P														
40.7	Roof Cladding & Features	P														
40.8	Secondary Steelwork	P														
40.9	Building Roof Waterproofing & Misc internal	P														
50.1	False Ceilings & Dry Wall Partitions incl acoustic insulation	P														
50.2	Painting	P														
50.3	Tiling	P														

### Legend

- Planned
- Current
- Completed - On Time
- Completed - Late (1-5 days)
- Completed - Very late (>5 days)
- 2 week look ahead
- 4 week look ahead

## Cost Report

Home / Hospitality / Cost Report

Collapse All

Expand All

Export



Back to Details

REF	DESCRIPTION	BUDGET				Contracts Awarded	Appro
		Original	Adjustment	Transfers	Current Approved B...		
		B 1	B 2	B 3	B4 = B1+B2+B3		
	<b>HARD COSTS</b>						
▶ 5	PRELIMINARIES & GENERAL	64,654	4,555	46,654	115,863	135,000,000	1
▼ 10	DIRECT WORKS (WET TRADES)	0	0	0	0	106,161,742	
10.1	Restricted Excavation & Backfilling etc				0	500,000	
10.2	Concrete				0		
10.3	Formwork				0	63,349,901	
10.4	Rebar				0		
10.5	Masonry (Intenal & External)				0	32,511,917	
10.6	Wet Finishes (screeds, plaster etc)				0		
10.7	Anti Termite				0	250,000	
10.8	Mock up - Structure only				0		
10.9	Others				0	9,549,923	
▶ 20	PILING & ENABLING WORKS	0	0	0	0	58,371,855	
▶ 30	STRUCTURE	0	0	0	0	0	
▶ 40	FAÇADE, ROOF & MISC METAL WORKS	0	0	0	0	18,066,969	
▶ 50	FINISHES & FITOUT	0	0	0	0	44,504,379	
▶ 60	FIXED FITTINGS & FURNISHINGS	0	0	0	0	23,063,289	
▶ 70	SERVICES (MEP)	0	0	0	0	296,040,388	
▶ 80	VERTICAL TRANSPORTATION	0	0	0	0	0	
▶ 90	EXTERNAL WORKS	0	0	0	0	12,914,585	
▶ 95	MISCELLANEOUS & SPECIALIST PACKAGES	0	0	0	0	200,000,000	
▶ 99	LOOSE FFE & OSE (by Client)	0	0	0	0	39,812	
	<b>Subtotal - Total Construction Cost</b>	<b>64,654</b>	<b>4,555</b>	<b>46,654</b>	<b>115,863</b>	<b>894,163,019</b>	<b>1</b>
▶ 400	SOFT COST: PRE CONTRACT SERVICES	0	0	0	0	0	
▶ 500	SOFT COST: POST CONTRACT SERVICES	0	0	0	0	0	

## BW-HOSP-RFC-2 Revision 2

Home / Hospitality / Change Management Tracker / Change Details

Change Details | Change History and Status | Revisions | Associated Change Events | Comments

		<b>Request for Change</b>			
Vendor Name	Vendor 1	RFC Number:	2		
Contract Ref.	2RFAF8	Revision Number:	2		
Scope of Works		RFC Date:	01-Sep-15		
		Early Warning Ref.:	EW 1 (multi select)		
		Initiated By:	Design Dev		
Form of Contract	Lump Sum Construction Contract	Cost Code(s):	TBD		
RFC Description	test				

Details of proposed change

test
------

Reason for change

test
------

Cost Implications	Yes	No	Programme Implications	Yes	No
Details	Est. Impact on Cost (AED)	15,000.00	Details	Est. Impact on Activity	days
	Cost Breakdown			Est. Impact on Crit. Path	days
	Type of Estimate	ROM (Rough Order of Magnitude)			
444					

LEAD CONSULTANT REVIEW AND APPROVAL

Reviewed By:	Reviewed By:
Signed: _____ Date: _____	Signed: _____ Date: _____
(insert name) - Project Manager For and on behalf of M/s Mirage Leisure and Development	Garth Martin - Executive QS For and on behalf of AEMLC
Approved By	Stamp
Signed: _____ Date: _____	
Andre Naude - Employer's Representative Consultant	

Edit Form | Save Draft | Save Revision | Convert to VO

Download Form

RFC Details and Status

Number	BW-HOSP-RFC-2
Status	Approved
Latest Revision	Revision 2
Last Update	01-Sep-15
Comments	test

Supporting Documents

File Name	Document Type

+ Add Document